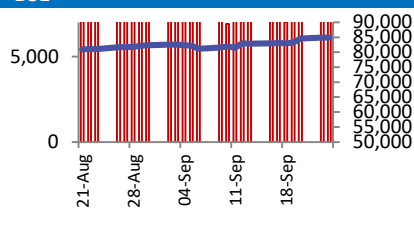
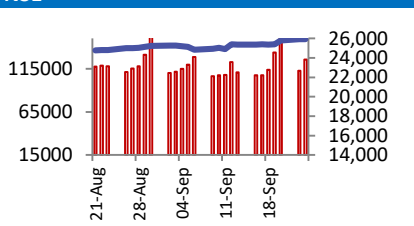


BSE		NSE																													
	<table border="1"> <tr><td>Open</td><td>84861</td></tr> <tr><td>High</td><td>85163</td></tr> <tr><td>Low</td><td>84716</td></tr> <tr><td>Close</td><td>84914</td></tr> <tr><td>Change</td><td>-15</td></tr> <tr><td>Volume (Lacs)</td><td>6841</td></tr> <tr><td>Turnover (Rs.inCr)</td><td>7285</td></tr> </table>	Open	84861	High	85163	Low	84716	Close	84914	Change	-15	Volume (Lacs)	6841	Turnover (Rs.inCr)	7285		<table border="1"> <tr><td>Open</td><td>25921</td></tr> <tr><td>High</td><td>26012</td></tr> <tr><td>Low</td><td>25887</td></tr> <tr><td>Close</td><td>25940</td></tr> <tr><td>Change</td><td>1</td></tr> <tr><td>Volume(Lacs)</td><td>42996</td></tr> <tr><td>Turnover(Rs.in Cr)</td><td>125748</td></tr> </table>	Open	25921	High	26012	Low	25887	Close	25940	Change	1	Volume(Lacs)	42996	Turnover(Rs.in Cr)	125748
Open	84861																														
High	85163																														
Low	84716																														
Close	84914																														
Change	-15																														
Volume (Lacs)	6841																														
Turnover (Rs.inCr)	7285																														
Open	25921																														
High	26012																														
Low	25887																														
Close	25940																														
Change	1																														
Volume(Lacs)	42996																														
Turnover(Rs.in Cr)	125748																														

World Markets	Current	Previous	Pt. Chg	Var(%)
Dow	42208	42125	84	0.2%
Dow Futures	42499	42597	(98)	-0.2%
Nasdaq	18075	17974	100	0.6%
FTSE	8283	8260	23	0.3%
Nikkei	38068	37941	128	0.3%
Hang Seng	19381	19001	380	2.0%
Gift Nifty	25920	25930	(10)	0.0%
Straits Singapore	3603	3623	(20)	-0.5%
South Korea	2631	2632	(1)	0.0%
Taiwan	22698	22432	266	1.2%
Shanghai	2931	2863	68	2.4%

Commodity Prices	Current	Previous	Pt. Chg	Var(%)
Copper (\$/MT)	9854	9796	57.5	0.6%
Alumin (\$/MT)	2570	2556	13.5	0.5%
Zinc (\$/MT)	3038	3010	28.5	0.9%
Brent Crude (\$/bbl)	74.9	75.2	(0.2)	-0.3%
Gold (\$/Ounce)	2668	2657	11.2	0.4%
Silver (\$/Ounce)	32.2	32.1	0.1	0.2%
Light Crude (\$/bbl)	71.3	71.6	(0.3)	-0.4%
N G (\$/mmbtu)	2.6	2.6	0.0	0.9%
Sugar (\$/MT)	595.4	584.5	10.9	1.9%
Rubber (Rs./kg)	228.0	229.0	(1.0)	-0.4%
Baltic Dry Index	2014	1999	15.0	0.8%

Currency Exchange Rate	Current	Previous	Var(%)
Rs./\$ rate	83.67	83.56	0.14%
Rs./ Euro	93.17	92.80	0.40%
Rs./Chinese Yuan	11.92	11.90	0.18%
Yen /\$ rate	143.35	143.23	0.08%
\$ US/Euro	1.12	1.12	0.13%

Dollar Index	Current	Previous	Var(%)
Dollar Index	105.26	105.28	-0.02%

Support/ Resistance Levels for Today		
	Nifty	Bank Nifty Fut
Support 1	25870	53840
Support 2	25800	53670
Resistance	26000	54300

Securities in Ban For Trade	
ABFRL	HINDCOPPER
GRANULES	IDEA
IEX	

Market Review

US: US stocks rose modestly on Tuesday, with the S&P 500 and Dow Jones Industrial average notching record closes. Investors digested China's launch of aggressive stimulus and a notable dip in US consumer sentiment.

Asia: Indices in the Asia-Pacific region rose in early trade on Wednesday after Chinese authorities eased liquidity to boost economic growth.

India: Benchmark equity indices closed flat after the NSE Nifty 50 briefly crossed the significant 26,000 mark in the final hour of trading. **Market is expected to open on a flattish note and likely to witness range bound move during the day.**

Global economy: Australian consumer price index inflation eased as expected in August, hitting a three-year low following government programs aimed at curbing high energy costs, while declines in core inflation were much less pronounced. CPI inflation grew 2.7% year-on-year, data from the Australian Bureau of Statistics showed on Wednesday. The reading was in line with expectations and eased sharply from the 3.5% seen last month. Core inflation- which excludes volatile items such as fuel, fresh food and holiday spending, fell to 3% in August from 3.7% in the prior month.

Japanese manufacturing activity shrank more than expected in September as major automakers continued to grapple with production disruptions, while services activity picked up on strong consumer demand. The au Jibun Bank manufacturing purchasing managers index read 49.6 in early-September, less than expectations of 49.9 and worse than the 49.8 seen in the prior month.

Commodities: Oil prices steadied on Wednesday after rising in the previous session on fading excitement for the economic stimulus in China, the world's biggest crude importer, though an industry report showing falling U.S. crude and fuel inventories supported the market.

Gold prices remained steady near record highs on Wednesday, supported by a weaker dollar and heightened Middle East conflict

Currency: The Australian and New Zealand dollars reached multi-month highs, driven by China's aggressive stimulus measures. The yuan also hit its strongest level in over a year. Despite a slight dip in the Aussie after domestic inflation data, global markets were buoyed by China's support measures, impacting currencies linked to its economy.

FII Derivative Transactions (Rs. Cr)

Contracts	Purchase		Sell		Net	Open Interest (OI)		OI (Previous day)		Change	
	Contract	Value	Contract	Value	Value	Contract	Value	Contract	Value	Contract	Value
Index Future	158604	10767	179979	12249	(1482)	758068	51425	717057	48563	41011	2862
Index Option	44960158	2989488	45399563	3015631	(26143)	8514675	596477	8166171	567204	348504	29273
Stock Future	1623829	133305	1585483	130072	3233	4343466	353492	4360438	354660	(16972)	(1168)
Stock Option	650711	55181	616872	52409	2772	787885	65037	831554	68220	(43669)	(3183)
Total	47393302	3188741	47781897	3210361	(21620)	14404094	1066431	14075220	1038647	328874	27784

FII All Activity-BBG (Rs Cr)	Buy	Sell	Net
13-Sep-24	27035	23990	3046
17-Sep-24	26057	23676	2381
19-Sep-24	18789	18378	411
20-Sep-24	60832	45651	15181
23-Sep-24	13965	11933	2032
Month to date- Sep	315507	266098	49409

FII (Prov.) (Rs Cr)	Buy	Sell	Net
18-Sep-24	11654	10500	1154
19-Sep-24	17852	20400	(2548)
20-Sep-24	59452	45388	14064
23-Sep-24	12095	11690	404
24-Sep-24	20111	22896	(2784)
Month to date-Sep	308569	284284	24285

DII (Prov.) (Rs. Cr)	Buy	Sell	Net
18-Sep-24	11795	11642	152
19-Sep-24	16235	14222	2013
20-Sep-24	16987	21415	(4427)
23-Sep-24	11666	10644	1023
24-Sep-24	15940	12071	3868
Month to date-Sep	222675	208531	14144

FII Debt - BBG (Rs. Cr)	Buy	Sell	Net
13-Sep-24	4113	1855	2258
17-Sep-24	2683	1669	1014
19-Sep-24	258	431	(173)
20-Sep-24	3331	844	2487
23-Sep-24	2672	864	1808
Month to date- Sep	37194	14761	22433

Market Breadth	BSE		NSE	
	No.	%	No.	%
Advance	1878	46%	1291	46%
Decline	2112	52%	1477	52%
Unchanged	86	2%	57	2%

Market Turnover	24-Sep	23-Sep	Var (%)
BSE Cash	7285	8286	-12%
NSE Cash	125748	112766	12%
NSE Futures	381380	359802	6%
NSE Options	46552819	27749134	68%
Total (Rs.Cr)	47067232	28229988	67%

Volatility Index	24-Sep	23-Sep
Volatility Index	13.39	13.79

Index PE - TTM	24-Sep	Yr. High	Yr. Low
Sensex	24.9	26.0	21.8
Nifty	24.1	28.8	20.3

Corporate News

Mazagon Dock Shipbuilders Ltd. Commences Production Activity for the First Multipurpose Cargo Vessel

Mazagon Dock Shipbuilders Ltd. commenced the production activity for the first Multipurpose Cargo Vessel for Navi Merchants, Denmark, on September 24, 2024. MDL has signed a contract with Navi Merchants, Denmark to design, build, and deliver a total of 6 + (4 optional) vessels, each with a capacity of 7500 DWT. The project is valued at 86.05 million USD (Rs 700 million approx.). (Mint)

Procter & Gamble Bangladesh terminates distribution agreement with Gillette India

Shaving products maker Gillette India on Tuesday informed that Procter & Gamble Bangladesh has terminated the distribution agreement with the company. Gillette India has received a letter from its distributor, Procter & Gamble Bangladesh, notifying the termination of the distribution agreement with the company, which will be effective December 31, 2024. As a consequence of this termination, the company will have an impact of proportionate drop in net sales under this agreement, according to a regulatory filing from Gillette India. (BS)

Economy

WACR climbs to 6.69% amid banking system liquidity deficit

The weighted average call rate, which indicates banks' overnight cost of borrowing, closed at 6.69% on Thursday, 19 basis point higher than the Reserve Bank of India's current repo rate of 6.50%, due to deficit liquidity conditions in the banking system, money market dealers said. The WACR, which is the operating target of the RBI's monetary policy, was at 6.68% the previous day. The WACR rises when liquidity conditions in the banking system are in a deficit mode.(ET)

International

Elliott to call special Southwest shareholder meeting for leadership overhaul

Activist investor Elliott Investment Management on Tuesday escalated its boardroom battle with Southwest Airlines, saying it plans to call a special shareholder meeting as soon as next week to overhaul the airline's leadership. The hedge fund has launched a campaign to oust CEO Bob Jordan and other top executives, blaming them for the company's underperformance. It wants the U.S. carrier to change the way it runs its business and has laid out plans to replace two-thirds of the board's 15 directors.(inv)

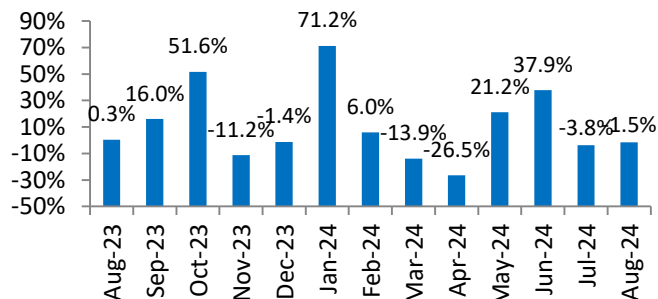
Top 5 Nifty Gainers	24-Sep	23-Sep	Var(%)
TATASTEEL	161	154	4.2%
HINDALCO	718	691	4.0%
POWERGRID	350	341	2.6%
TECHM	1637	1607	1.9%
ADANIEN	3094	3044	1.6%
Top 5 Nifty Losers	24-Sep	23-Sep	Var(%)
SBILIFE	1864	1920	-2.9%
HINDUNILVR	2951	3029	-2.6%
GRASIM	2619	2667	-1.8%
ULTRACEMCO	11762	11962	-1.7%
SHRIRAMFIN	3516	3568	-1.4%

BSE Index Watch	Last	1 day	1 wk	1 mth	1 yr
SENSEX	84914	0.0%	2.2%	4.7%	28.6%
MIDCAP	49622	0.2%	0.8%	2.7%	54.6%
SMLCAP	57476	0.0%	0.5%	3.2%	54.9%
AUTO	60756	0.4%	3.9%	4.0%	65.3%
BANKEK	61166	-0.3%	3.2%	5.4%	21.5%
Capital Goods	74266	0.5%	1.8%	1.2%	59.4%
FMCG	23885	-0.7%	1.3%	3.5%	27.8%
Health Care	44232	0.0%	-0.2%	5.0%	59.1%
IT	42736	0.4%	-2.8%	2.1%	30.5%
METAL	33075	2.8%	3.6%	2.8%	45.4%
Oil & Gas	30989	0.6%	0.6%	-3.7%	63.3%
Power	8692	1.4%	3.8%	5.3%	88.0%
Realty	8767	-0.3%	5.3%	10.2%	92.2%

NSE USD Futures	24-Sep	23-Sep	Var (%)
Sept Expiry (Rs./\$)	83.69	83.57	0.1%
Oct Expiry (Rs./\$)	86.19	86.19	0.0%
Total Turnover (Rs. Crore)	4647	4640	0%

Sectors	TTM PE
Auto	34.58
Auto Ancillary	55.25
Banking	15.15
Engineering	44.72
Cement	87.41
Diamonds & Jewellery	53.18
Housing Finance	27.71
Infrastructure & Const	35.99
Metals-Aluminium	39.33
Metal – Steel	20.01
Oil Expl.	15.1
Pharma	11.33
Power – Gen. Supp.	46.49
Information Tech.	28.14
Sugar	24.92
Telecom Serv. Prov.	90.19
Tyres	28.42

SML Isuzu Monthly Volume Growth (YoY) (Source: Company Data)



10 year G-Sec Yield	Current	Previous	Change
US	3.74%	3.73%	1 bps
Japan	0.81%	0.82%	(0) bps
India	6.76%	6.77%	(1) bps
UK	3.94%	3.92%	2 bps
Libor 3 Mths	4.93%	4.95%	(2) bps

Indian Eco Data	Current	Previous	Var(%)
Forex Reserve (US\$ in bn)	654	652	0.3%
Inflation - WPI	1.31%	2.04%	(73) bps
Inflation - CPI	3.65%	3.60%	5 bps

India GDP Growth	Q1FY25	Q4FY24	Var(%)
Growth	6.70%	7.76%	(106)bps

Monetary Policy	Current	Previous	Change
Repo Rate	6.50%	6.50%	0 bps
Reverse Repo Rate	3.35%	3.35%	0 bps
CRR	4.50%	4.50%	0 bps
O/S Banking System Liquidity (Rs bn)	-514	-628	113.9

IIP Growth %	Jul-24	Jul-23	Apr-Feb
IIP	4.8	6.2	5.5
Mining	3.7	10.7	6.8
Manufacturing	4.6	5.3	4.5
Electricity	7.9	8.0	9.0

ADR Price Movement

Company	Price (US\$)	Volume	Previous Day Price	Volume	Variance (%)	No. of Share Per ADR	ADR Price (Rs.)	BSE Price	Variance (%)
Infosys Tech	22.58	7015458	22.69	4900501	-0.48%	1	1889.33	1898.60	-0.5%
Wipro	6.46	1561373	6.43	966606	0.47%	1	540.52	539.55	0.2%
Dr.Reddy's	79.48	187318	79.36	63280	0.15%	1	6650.29	6650.35	0.0%
ICICI Bank	31.25	3300087	31.36	6414588	-0.35%	2	1307.38	1318.60	-0.9%
HDFC Bank	66.08	2127768	66.03	3110772	0.08%	3	1843.03	1768.05	4.2%

GDR's (US\$)

	Prices	Prev. Close	Change	Var %
L&T	46.10	45.50	0.6	1.3%
RIL	71.10	71.40	(0.3)	-0.4%
SBI	94.90	96.40	(1.5)	-1.6%

US Economy Data	Current	Previous
Inflation (%)(YoY)	2.50%	2.90%
Unemployment (%)	4.20%	4.30%

Interest Rate (%)	Current	Previous
Fed Rate	4.75%	5.00%

US GDP	Q2CY24	Q1CY24
Growth (QoQ Annualized)	3.00%	1.40%

China Economy Data	Current	Previous
GDP	4.70%	5.30%
Inflation – CPI (%)	0.60%	0.50%

Economic Calendar

	Date
Indian GDP Data	29 Nov
Indian Inflation Data CPI	14 Oct
Indian Inflation Data WPI	14 Oct
Indian Monetary Policy	09 Oct
India's Industrial Production (IIP)	11 Oct
US Inflation Data	10 Oct
US GDP	26 Sep
US Unemployment Data	04 Oct
US Fed Rate	08 Nov
China GDP	18 Oct
China Inflation Data	13 Oct

Event Update

Name	Date	Purpose
Ador Fontech Ltd.	25-09-24	Amalgamation
Bajaj Holdings & Investment Ltd.	25-09-24	Rs.65.00 per share(650%)Interim Dividend
Maharashtra Scooters Ltd.	25-09-24	Rs.110.00 per share(1100%)Interim Dividend
NDR Auto Components Ltd.	25-09-24	Bonus issue
Nirman Agri Genetics Ltd.	25-09-24	Dividend
Starlineps Enterprises Ltd.	25-09-24	Bonus issue
Swastika Investmart Ltd.	25-09-24	Stock Split from Rs.10/- to Rs.2/-
Purple Finance Ltd.	26-09-24	Right Issue of Equity Shares
Sanghvi Movers Ltd.	27-09-24	Stock Split from Rs.2/- to Re.1/-
United Van Der Horst Ltd.	28-09-24	Rs.0.50 per share(10%)Final Dividend
West Leisure Resorts Ltd.	28-09-24	Rs.0.10 per share(1%)Final Dividend

Bulk Deal As On 24/09/24

BSE					
Security Code	Security Name	Client Name	Deal	Quantity	Price
539506	ADCON	SHARE INDIA SECURITIES LIMITED	S	1024606	1.1
539506	ADCON	SHARE INDIA SECURITIES LIMITED	B	524606	1.13
539506	ADCON	YOGESHKUMAR RASIKLAL SANGHAVI	S	1265519	1.17
526443	AEIM	MANSI SHARE & STOCK ADVISORS PRIVATE LIMITED	B	5966	197.9
538351	AFEL	DEEP ANILKUMAR SANGHVI	B	100000	14.87
538716	ARYACAPM	VEDANKIT TRADERS PRIVATE LIMITED	S	112500	195
541865	ASRL	JR SEAMLESS PRIVATE LIMITED	B	259461	17.75
544183	ASSOCIATED	SHERWOOD SECURITIES PVT LTD	S	10000	279.25
544183	ASSOCIATED	SHERWOOD SECURITIES PVT LTD	B	3000	281.03
531099	CHECKPOINT	TARA DEVI TOSHNIWAL	S	102000	10.3
539770	DARJEELING	BP FINTRADE PRIVATE LIMITED	S	21023	12.45
539770	DARJEELING	BP FINTRADE PRIVATE LIMITED	B	5000	12.45
539770	DARJEELING	MANOJ KUMAR KANDA	S	46865	12.45
539770	DARJEELING	ZULIA ZAFAR	B	20100	12.45
539559	DDIL	BHAVISHYA ECOMMERCE PRIVATE LIMITED	S	369508	9.94
539559	DDIL	MANISHA KHEMKA	S	920000	9.66
543516	DHYAANITR	SHIV SHAKTI TRADING COMPANY	S	36400	24.52
543516	DHYAANITR	SHIV SHAKTI TRADING COMPANY	B	30800	24.93
539405	DITCO	KUSUMBEN KESRICHAND CHOKSHI	B	20000	16.5
539405	DITCO	PAHARIMATA COMMODITIES PRIVATE LIMITED	S	17630	16.5
540455	ESCORP	GEMZAR ENTERPRISES PRIVATE LIMITED	S	59850	62
540455	ESCORP	SAPPERS INFRA REALTORS PRIVATE LIMITED	S	86450	62
540455	ESCORP	VEDANKIT TRADERS PRIVATE LIMITED	S	109725	62
539041	GANVERSE	KANAV GUPTA	B	300000	52.67
539041	GANVERSE	SANGEETA PAREEKH	S	300000	52.63
540936	GGL	GAUTAM PRAVINCHANDRA SHETH	S	376520	9.97
540936	GGL	MOHMED FARUK AHMEDMIYA RANGINWALA	B	260000	9.98
513309	GOLKONDA	CHANDAN CHAURASIYA	S	252440	14.72
513309	GOLKONDA	CHANDAN CHAURASIYA	B	284278	14.28
513309	GOLKONDA	DIPTI CHETAN SHAH	B	60000	15.62
513309	GOLKONDA	HEMANT KUMAR AGARWAL	B	42500	14.75
513309	GOLKONDA	UTPAL AGRAWAL	S	250000	14.25
513309	GOLKONDA	VANRAJ DADBHAI KAHOR	S	49062	15.86
513309	GOLKONDA	VANRAJ DADBHAI KAHOR	B	49062	14.31
531913	GOPAIST	PRATHAMESH SOMA HIRVE	S	29598	7.91
531913	GOPAIST	S MADHAN	B	29158	7.9
509895	HINDMILL	YOGESH UTTAMLAL MEHTA	S	17474	251.48
524614	INDXTRA	MANALI KIRIT BHUVA	S	200000	5.93
541983	INNOVATIVE	NANDINI ALOK BANSAL	B	80000	19.5
533315	INOVSYNTH	MULTIPLIER SHARE & STOCK ADVISORS PRIVATE LIMITED	B	200000	80.58
542924	JANUSCORP	HEMA JAYPRAKASH BHAVSAR	S	35000	9.1
542924	JANUSCORP	HEMA JAYPRAKASH BHAVSAR	B	70000	9.1
542924	JANUSCORP	SYNEMATIC MEDIA AND CONSULTING PRIVATE LIMITED	S	136500	9.1
544160	JAYKAILASH	JAYVANTI DHANJI CHHEDA	S	64000	74.58
544160	JAYKAILASH	PANKAJ DHANJI CHHEDA HUF	S	64000	74.25
544160	JAYKAILASH	SHIVAAY TRADING COMPANY	B	48000	74.25
539408	KUBERJI	BHAVANA ASHISH SHAH	S	26999	31.86
524748	LINKPH	BERAZMANHORMAZDDOCTOR	S	29519	40.73
539762	MEAPL	RESONANCE OPPORTUNITIES FUND	S	53786	73.78
539762	MEAPL	SUDH INVESTMENTS PVT. LTD	B	23487	73.78

539762	MEAPL	VAIBHAV JAIN	B	41842	73.78
532408	MEGASOFT	PRH RESOURCES PRIVATE LIMITED	S	473007	71.51
532408	MEGASOFT	PRH RESOURCES PRIVATE LIMITED	B	211478	71.17
504378	NYSSACORP	AKARAM SIKANDAR MALEK	S	200000	14.65
504378	NYSSACORP	ARUN MANDAVIYA	S	188790	14.66
504378	NYSSACORP	ILYASBHAI UMARBHAI MALEK	S	230000	14.66
504378	NYSSACORP	PARESH GUNVANTBHAI PATEL	B	324552	14.65
504378	NYSSACORP	SALIMBHAI UMARBHAI MALEK	S	170000	14.66
504378	NYSSACORP	SEIFER RICHARD MASCARENHAS	S	300000	14.66
504378	NYSSACORP	SHAILJA RAVINDRAKUMAR RUIA	S	700000	14.66
504378	NYSSACORP	VIPUL NARAYANBHAI PATEL	S	500000	14.66
540198	OSIAJEE	URJA INVESTMENT PRIVATE LIMITED	B	120000	47.7
541444	PALMJEWELS	CHETANA ROHITBHAI SHAH	S	390000	26.95
541444	PALMJEWELS	DIPIKABEN MAHESHKUMAR SHAH	B	365020	26.98
544259	PFL	GOPALAN MOHANKUMAR	B	144000	35.38
544259	PFL	NEMISH MAHENDRA SHAH	B	180000	36.94
544259	PFL	SPREAD X SECURITIES PRIVATE LIMITED	S	6000	35.15
544259	PFL	SPREAD X SECURITIES PRIVATE LIMITED	B	159000	37.06
500331	PIDILITIND	MRUDULA SUSHILKUMAR PAREKH	S	50000	3285
500331	PIDILITIND	PIDICHEM PVT LTD	B	50000	3285
537573	POLYMAC	F3 ADVISORS PRIVATE LIMITED	S	74400	28.95
537573	POLYMAC	F3 ADVISORS PRIVATE LIMITED	B	74400	28.86
537573	POLYMAC	RUCHIRA GOYAL	S	19200	28.95
537573	POLYMAC	RUCHIRA GOYAL	B	40000	28.95
537573	POLYMAC	SURESH KUMAR KHEMKA	S	60800	28.91
512591	PULSRIN	AKASHKUMAR DINESHBHAI MALI	S	750000	16.6
540175	REGENCY	DHULL TRADING PRIVATE LIMITED	S	339606	19.28
540175	REGENCY	NISCHAY MARWHA	S	599261	19.09
540175	REGENCY	NISCHAY MARWHA	S	253349	20.26
540175	REGENCY	SKG ASSET MANAGEMENT PRIVATE LIMITED	B	420004	19.28
540175	REGENCY	SUBH PRABHAT MULTI PROJECTS LTD	B	285007	19.18
519191	RGRL	JABBAR SALIM SHAIKH	B	50000	10.09
544257	SAFE	VIJIT TRADING	B	30000	58.43
544257	SAFE	ZAKIYABANU MOHMEDSOEB JETHWA	B	30000	58.43
531930	SARTHAKIND	VIJAY KUMAR BHAIYA	B	89556	33.89
543366	SBLI	VIRAL PRAFUL JHAVERI	S	4800	37.76
543366	SBLI	VIRAL PRAFUL JHAVERI	B	1200	35.4
538923	SOFCOM	FORESIGHT HOLDINGS PVT LTD	S	100000	38.27
538923	SOFCOM	JAVERI FISCAL SERVICES LIMITED	B	151000	38.27
538923	SOFCOM	SALIM PYARALI GOVANI	S	50000	38.27
523826	SOVERDIA	RAFEEMOHAMMAD	S	29000	47.45
523826	SOVERDIA	RAFEEMOHAMMAD	B	29000	46.99
500285	SPICEJET	ALTITUDE INVESTMENT FUND PCC - CELL 1	B	5000000	65.95
500285	SPICEJET	AUTHUM INVESTMENT & INFRASTRUCTURE LIMITED	S	5630675	66.21
540914	SRUSTEELS	ANKUL AGARWAL	S	187500	14.78
540914	SRUSTEELS	KAVIN PRAKASH SHAH HUF	S	90000	15.1
540914	SRUSTEELS	RUSHABH PRAKASH SHAH HUF	S	90000	15.1
540914	SRUSTEELS	SAROJ GUPTA	B	401136	15
540914	SRUSTEELS	SYLPH TECHNOLOGIES LIMITED	B	229816	14.84
538733	STARLIT	ANJU MUKHERJEE	B	53765	3.71
538733	STARLIT	PCM POWER GENERATION PRIVATE LIMITED	S	91918	3.74
526071	STELLANT	RUCHIRA GOYAL	B	3800	41.27
533941	THOMASCOTT	BHANWAR LAL BHOOTRA	S	65000	254.11
537582	UNISHIRE	SHRISHTI AGRAWAL	B	160000	3.48
537582	UNISHIRE	YACOOBALI AIYUB MOHAMMED	S	230000	3.65
532035	UNISTRMU	LABDHI POLYCOT PRIVATE LIMITED	S	140622	6.38
532035	UNISTRMU	LABDHI POLYCOT PRIVATE LIMITED	B	45203	6.51
532035	UNISTRMU	SUVENI ENTERPRISES LLP	B	155000	6.51
539097	URSUGAR	DHAIRYA PIYUSHBHAI SHAH	B	300000	10.11

NSE

Security Code	Security Name	Client Name	Deal	Quantity	Price
ABIN-RE	A B Infrabuild Limited	AMIT BHOLANATH MISHRA	SELL	486000	49.59
ABIN-RE	A B Infrabuild Limited	B.W.TRADERS	BUY	130000	50.22
ABIN-RE	A B Infrabuild Limited	HITESHBAI PRABHUDAS JAIN	BUY	70000	50.25
ABIN-RE	A B Infrabuild Limited	NIMESH SAHADEO SINGH	BUY	92000	48.4
APOLSIHOT	Apollo Sindoori Hotels Li	EQUITY INTELLIGENCE INDIA PRIVATE LIMITED	BUY	27000	1916.17
BALUFORGE	Balu Forge Industries Ltd	EBENE GLOBAL OPPORTUNITY FUND	SELL	530000	803.36
BOSS	Boss Packaging Solu Ltd	EVERMORE SHARE BROKING PRIVATE LIMITED	SELL	28000	61.29
CPS	C P S Shapers Limited	LITTY THOMAS	BUY	14400	360.25
CARTRADE	Cartrade Tech Limited	HIGHDELL INVESTMENT LTD	SELL	4076534	920.3
CARTRADE	Cartrade Tech Limited	MIRAE ASSET MUTUAL FUND	BUY	1385000	920
CARTRADE	Cartrade Tech Limited	MIRAE ASSET MUTUAL FUND	BUY	387000	920
CARTRADE	Cartrade Tech Limited	MIRAE ASSET MUTUAL FUND	BUY	1250000	920
CYBERMEDIA	Cyber Media (India) Limit	RAVINDER KUMAR AGARWAL	SELL	162440	25.45
DENEERS	De Neers Tools Limited	KANAV GUPTA	SELL	109800	227.27
DENEERS	De Neers Tools Limited	RAJESH KUMAR GUPTA	BUY	65400	212.34
DENEERS	De Neers Tools Limited	SHILPY AGGARWAL	SELL	113400	216.6
DENEERS	De Neers Tools Limited	UNLISTED ASSETS PRIVATE LIMITED	BUY	101400	229.53
DECCANTRAN	Deccan Transcon Leasing L	ISHAAN TRADEFIN LLP	BUY	302400	115.91
DECCANTRAN	Deccan Transcon Leasing L	MULTIPLIER SHARE & STOCK ADVISORS PRIVATE LIMITED	BUY	295200	114.24
DECCANTRAN	Deccan Transcon Leasing L	SAHASTRAA ADVISORS PRIVATE LIMITED	BUY	154800	116
DECCANTRAN	Deccan Transcon Leasing L	SUNRISE GILTS & SECURITIES PVT LTD	BUY	484800	110.59
DECCANTRAN	Deccan Transcon Leasing L	TOPGAIN FINANCE PRIVATE LIMITED	BUY	120000	116
ENVIRO	Envirotech Systems Ltd	MANSI SHARE AND STOCK ADVISORS PVT LTD	BUY	184000	106.4
ENVIRO	Envirotech Systems Ltd	MULTIPLIER SHARE & STOCK ADVISORS PRIVATE LIMITED	BUY	434000	109.94
ENVIRO	Envirotech Systems Ltd	YUGA STOCKS AND COMMODITIES PRIVATE LIMITED .	BUY	200000	111.7
EXCELLENT	Excellent Wires N Pack L	INVENTURE GROWTH & SECURITIES LTD	SELL	72000	70.35
EXCELLENT	Excellent Wires N Pack L	MULTIPLIER SHARE & STOCK ADVISORS PRIVATE LIMITED	BUY	36800	70.35
EXCELLENT	Excellent Wires N Pack L	RAGHAV SANDEEP MAHESHWARI	BUY	32000	70.35
EXCELLENT	Excellent Wires N Pack L	VORA HARSH PRASHANT	BUY	27200	70.35
EXCELLENT	Excellent Wires N Pack L	VORA KINJAL PRASHANT	BUY	48000	70.35
EXXARO	Exxaro Tiles Limited	BOFA SECURITIES EUROPE SA	BUY	666366	96.22
EXXARO	Exxaro Tiles Limited	HIRABEN KACHARABHAI PATEL	SELL	583159	96.23
GAJANAND	Gajanand International L	MANSI SHARE AND STOCK ADVISORS PVT LTD	BUY	135000	29.35
GAJANAND	Gajanand International L	MULTIPLIER SHARE & STOCK ADVISORS PRIVATE LIMITED	BUY	204000	29.35
JFLIFE	JFL Life Sciences Limited	MULTIPLIER SHARE & STOCK ADVISORS PRIVATE LIMITED	BUY	96000	23.35
JFLIFE	JFL Life Sciences Limited	PRATIK RAJENDRA GANDHI	SELL	96000	23.35
JFLIFE	JFL Life Sciences Limited	PRATIK RAJENDRABHAI GANDHI	SELL	96000	23.35
RETAIL	JHS Svendgaard Retail V L	SAROJ GUPTA	BUY	37233	46.44
KANDARP	Kandarp Dg Smart Bpo Ltd	COMFORT CAPITAL PRIVATE LIMITED	SELL	72000	55.72
KANDARP	Kandarp Dg Smart Bpo Ltd	RAJESH SUBHASH JANGAM	SELL	60000	55.59
KRIKKA	Kritika Wires Limited	GUNNAYAK COMMERCIAL PRIVATE LIMITED	SELL	7500000	22.17
KRIKKA	Kritika Wires Limited	MOHTA AGENCIES PRIVATE LI MITED	SELL	2206578	22.17
KRIKKA	Kritika Wires Limited	SETU SECURITIES PRIVATE LIMITED	BUY	3000000	22.06
KRIKKA	Kritika Wires Limited	SETU SECURITIES PRIVATE LIMITED	BUY	2856000	22.17
MAXPOSURE	Maxposure Limited	AUGMENTA VALUE TRUST - SCHEME 1	BUY	250000	122.53
NDL	Nandan Denim Limited	SAROJ GUPTA	SELL	7933406	7
OSELDEVICE	Osel Devices Limited	MANSI SHARE AND STOCK ADVISORS PVT LTD	BUY	100000	205.69
PELATRO	Pelatrol Limited	KHUSHBOO NAHAR	BUY	63000	275
PELATRO	Pelatrol Limited	KISHAN GOPAL MOHTA	BUY	150000	275
PELATRO	Pelatrol Limited	MANSI SHARE AND STOCK ADVISORS PVT LTD	BUY	120000	288.75
PELATRO	Pelatrol Limited	VIJIT GLOBAL SECURITIES PRIVATE LIMITED	BUY	99600	282.12
PELATRO	Pelatrol Limited	ZETA GLOBAL FUNDS (OEIC) PCC LIMITED - ZETA SERIES B FUND PC	SELL	73800	279.47

RCDL	Rajgor Castor Derivati L	V JOSHI IMPEX PRIVATE LIMITED .	SELL	150000	33.03
SIGIND	Signet Industries Limited	PRANAY TRADES LINK LLP	SELL	150000	73.88
SPPPOLY	SPP Polymer Limited	ANAND MUNDHRA	SELL	100000	46.53
SPPPOLY	SPP Polymer Limited	MANSI SHARE AND STOCK ADVISORS PVT LTD	BUY	96000	46.35
SGIL-RE	Synergy Green Ind. Ltd	JITENDRA KAPURCHAND PARMAR	BUY	10624	84.83
SGIL-RE	Synergy Green Ind. Ltd	VENDAVAGALI SHRINIVASA REDDY	SELL	40755	83.28
TRENT	Trent Ltd.	DODONA HOLDINGS LIMITED	SELL	1073330	7533
TRENT	Trent Ltd.	SIDDHARTHA YOG	BUY	1073330	7533
VIPULLTD	Vipul Limited	NAVIN KUMAR GUPTA	BUY	1375000	34.5
VIPULLTD	Vipul Limited	PUNIT BERIWALA	SELL	4376961	34.52
VIPULLTD	Vipul Limited	RAKSHAN SINGHAL	BUY	1000000	34.5
VIPULLTD	Vipul Limited	RUCHI GUPTA	BUY	1535000	34.5
VLEGOV	VL E Gov and IT Sol Ltd	NAVRATRI SHARE TRADING PRIVATE LIMITED .	BUY	1080000	141

Disclosure:

Research Reports that are published by Nirmal Bang Securities Private Limited (hereinafter referred to as “NBSPL”) are for private circulation only. NBSPL is a registered Research Analyst under SEBI (Research Analyst) Regulations, 2014 having Registration no. INH000001766. NBSPL is also a registered Stock Broker with National Stock Exchange of India Limited, BSE Limited, Metropolitan Stock Exchange of India Limited, Multi Commodity Exchange of India Limited and , National Commodity and Derivative Exchange Limited in Capital Market , Equity and Commodities derivatives segments and Currency Derivatives Segment .

NBSPL has other business divisions with independent research teams separated by Chinese walls, and therefore may, at times, have different or contrary views on stocks and markets.

NBSPL or its associates have not been debarred / suspended by SEBI or any other regulatory authority for accessing / dealing in securities Market since last 20 years. NBSPL, its associates or analyst or his relatives do not hold any financial interest (Except Investment) in the subject company. NBSPL or its associates or Analyst do not have any conflict or material conflict of interest at the time of publication of the research report with the subject company. NBSPL or its associates or Analyst or his relatives may or may not hold beneficial ownership of 1% or more in the subject company at the end of the month immediately preceding the date of publication of this research report.

NBSPL or its associates / analyst has not received any compensation / managed or co-managed public offering of securities of the company covered by Analyst during the past twelve months. NBSPL or its associates have not received any compensation or other benefits from the company covered by Analyst or third party in connection with the research report. Analyst has not served as an officer, director or employee of Subject Company. NBSPL / analyst has not been engaged in market making activity of the subject company.

Analyst Certification: The research analysts and authors of these reports, hereby certify that the views expressed in this research report accurately reflects my/our personal views about the subject securities, issuers, products, sectors or industries. It is also certified that no part of the compensation of the analyst(s) was, is, or will be directly or indirectly related to the inclusion of specific recommendations or views in this research. The analyst(s) principally responsible for the preparation of this research report and has taken reasonable care to achieve and maintain independence and objectivity in making any recommendations.

Disclaimer:

The Research Report is for the personal information of the authorized recipient and does not construe to be any investment, legal or taxation advice. NBSPL is not soliciting any action based upon it. Nothing in the research report shall be construed as a solicitation to buy or sell any security or product, or to engage in or refrain from engaging in any such transaction. In preparing the research report, we did not take into account the investment objectives, financial situation and particular needs of the reader.

The research report has been prepared for the general use of the clients of NBSPL and must not be copied, either in whole or in part, or distributed or redistributed to any other person in any form. If you are not the intended recipient you must not use or disclose the information in the research report in any way. Though disseminated to all the customers simultaneously, not all customers may receive the research report at the same time. NBSPL will not treat recipients as customers by virtue of their receiving the research report. The research report is not directed or intended for distribution to or use by any person or entity resident in a state, country or any jurisdiction, where such distribution, publication, availability or use would be contrary to law, regulation or which would subject NBSPL & its group companies to registration or licensing requirements within such jurisdictions.

The report is based on the information obtained from sources believed to be reliable, but we do not make any representation or warranty that it is accurate, complete or up-to-date and it should not be relied upon as such. We accept no obligation to correct or update the information or opinions in it. NBSPL or any of its affiliates or employees shall not be in any way responsible for any loss or damage that may arise to any person from any inadvertent error in the information contained in the research report. NBSPL or any of its affiliates or employees do not provide, at any time, any express or implied warranty of any kind, regarding any matter pertaining to this report, including without limitation the implied warranties of merchantability, fitness for a particular purpose, and non-infringement. The recipients of the research report should rely on their own investigations.

This information is subject to change without any prior notice. NBSPL reserves its absolute discretion and right to make or refrain from making modifications and alterations to this statement from time to time. Nevertheless, NBSPL is committed to providing independent and transparent recommendations to its clients, and would be happy to provide information in response to specific client queries.

Before making an investment decision on the basis of research report, the reader needs to consider, with or without the assistance of an adviser, whether the advice is appropriate in light of their particular investment needs, objectives and financial circumstances. There are risks involved in securities trading. The price of securities can and does fluctuate, and an individual security may even become valueless. International investors are reminded of the additional risks inherent in international investments, such as currency fluctuations and international stock market or economic conditions, which may adversely affect the value of the investment. Opinions expressed are subject to change without any notice. Neither the company nor the director or the employees of NBSPL accept any liability whatsoever for any direct, indirect, consequential or other loss arising from any use of the research report and/or further communication in relation to the research report. Here it may be noted that neither NBSPL, nor its directors, employees, agents or representatives shall be liable for any damages whether direct or indirect, incidental, special or consequential including lost revenue or lost profit that may arise from or in connection with the use of the information contained in the research report.

Copyright of this document vests exclusively with NBSPL.

Our reports are also available on our website

Registration granted by SEBI and certification from NISM in no way guarantee performance of NBSPL or provide any assurance of returns to investors.

Nirmal Bang Research (Division of Nirmal Bang Securities Pvt. Ltd.)

B-2, 301/302, Marathon Innova,
Opp. Peninsula Corporate Park
Off. Ganpatrao Kadam Marg
Lower Parel(W), Mumbai-400013
Board No. : 91 22 6723 8000/8001
Fax. : 022 6723 8010